
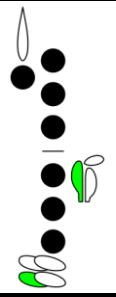

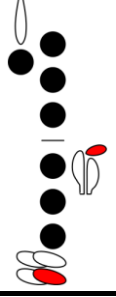

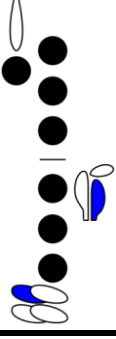





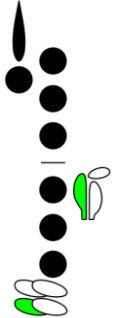

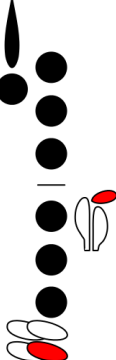

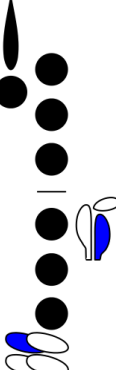
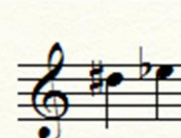

Clarinet Pinky Key

cheat sheet

With only one exception, every right-hand pinky key has a left-hand substitute—and vice versa. It's best to get into the habit of alternating, so you never have to pick up a pinky and put it back down right away.

confused about which key does what? this should help!

Note on Staff	Note Name	Fingering Options	Sticker Color
	Low E		Green
	Low F		Red
	Low F#/Gb		Blue
	Low G#/Ab		Yellow ★No alternate★

Note on Staff	Note Name	Fingering Options	Sticker Color
	High B		Green
	High C		Red
	High C \sharp /D \flat		Blue
	High D \sharp /E \flat		Yellow ★No alternate★